


Special Ingredients



Tapioca Starch

Honey



Brown Sugar



Bonus Comic

Tiger Milk Tea with Panda Boba Pearls

Thanks For
100 Subs



1 Tbsp
Tapioca Starch


+

4 Tbsp
Water



+

1 Tbsp
Honey



MIX

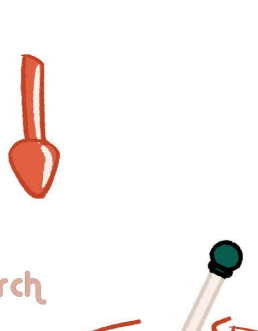
wait



microwave
+ :30 secs

until jelly

jelly-ish

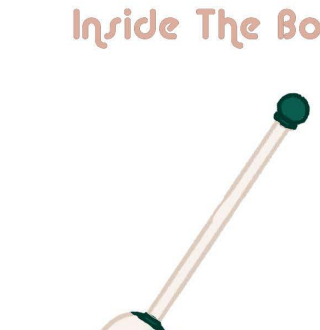


+ 1 tbsp
tapioca starch




MIX

Inside The Bowl



fold



smush



spread



REPEAT
until NOT
sticky




BRICK

Don't add too much at
once the powder
won't incorporate well.

place on
dusted cutting board



split





powder hands to
prevent sticking

red + blue + green



black

If you don't have
black food colouring
you can mix it



+ 5 protecc

THREAD

Panda Time




enlarged for detail

just like playdoh

+ eyes
+ nose
+ ears



Boba Army



Hot Tub Party

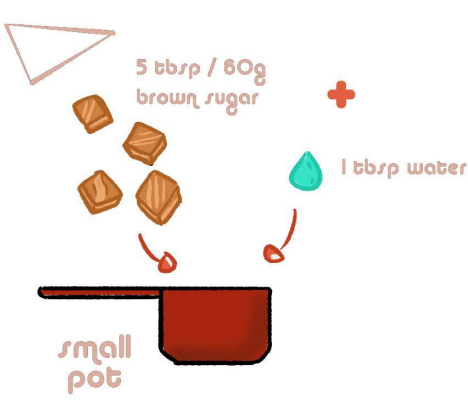
6 ... 8 minutes

10 minutes if they're Jumbo Panda's



Handsome boii

Making Brown Sugar Syrup




small pot

Look For a Golden Brown Colour




simmer

Just add boba
(not the panda boba)



3 minutes



Assemble From the bottom up!

Milk Tea: Simmer Earl Grey
(loose leaf or Tea bags)
For 10 minutes
Place to chill



by monariseart

Main Character Design: Birdii.draws